

Activities for Kids 9-12

Washoe County Library
Summer Reading Challenge

June 1 - July 31, 2022



OCEANS OF POSSIBILITIES



Reading Log

Keep track of your reading minutes. You can also earn points by completing our bingo challenge.

FREE BOOK for signing up!
Read 600 minutes = FREE BOOK!
Complete BINGO GAME = FREE BOOK!

Explorer

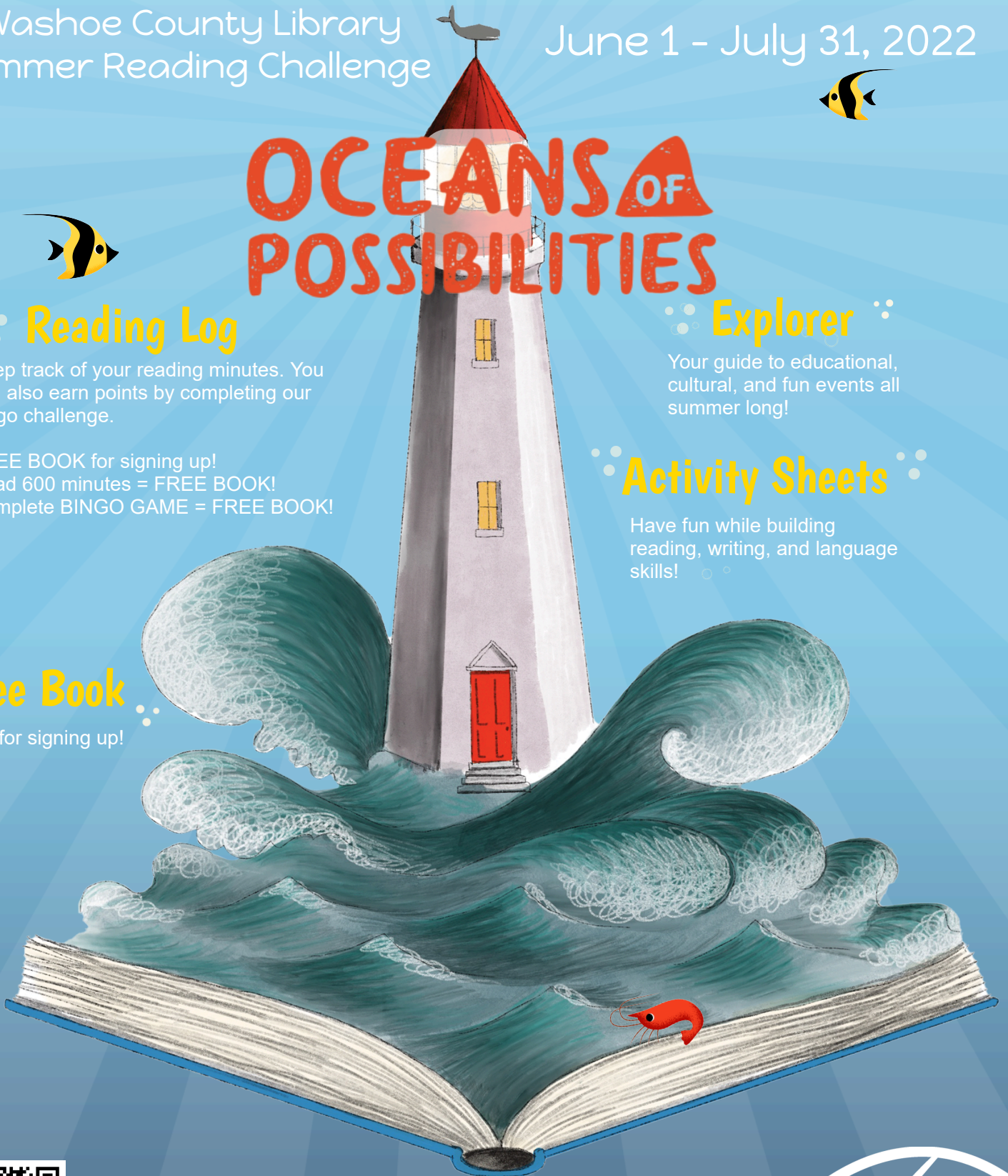
Your guide to educational, cultural, and fun events all summer long!

Activity Sheets

Have fun while building reading, writing, and language skills!



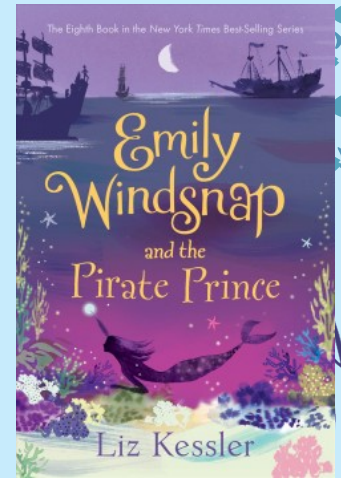


Free Book

Just for signing up!



beanstack





ADDITIONAL
NONFICTION
TITLES

bit.ly/SRC9-12NF

ADDITIONAL
FICTION
TITLES

bit.ly/SRC9-12Fic




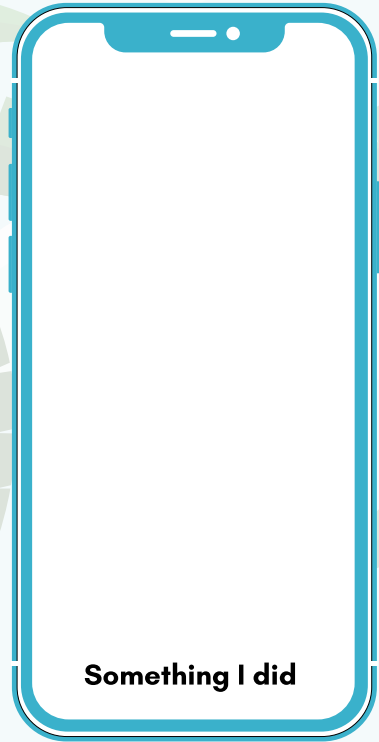




**DIVE INTO
OCEANS OF
POSSIBILITIES**
SUMMER READING CHALLENGE

Book Picks
for Ages
9-12

VACATION SELFIES


Draw a selfie of you to match each subheading from your recent holiday break:





OCEAN ANIMAL COLLECTIVE NOUNS WORD SEARCH

A Collective Noun is a noun that names a group of people, animals, or things. Can you find all the collective nouns below?



FIND THE **BOLDED** WORDS IN THE PUZZLE ABOVE.
WORDS CAN BE FORWARD, BACKWARD, DIAGONAL, UP, OR DOWN.

ARMY OF HERRINGS
BASK OF CROCODILES
BATTERY OF BARRACUDAS
BED OF CLAMS
BLESSING OF NARWHALS
CLUSTER OF PORCUPINE FISH

CONGREGATION OF
ALLIGATORS
CONSORTIUM OF CRABS
FEVER OF STINGRAYS
FLOAT OF TUNA
GLIDE OF FLYING FISH

GLINT OF GOLDFISH
NAVY OF ICHTHYOSAURUS
PARTY OF RAINBOW FISH
PLUMP OF WHALES
SHIVER OF SHARKS
SMACK OF JELLYFISH

TREASURE HUNT

OCEANS OF
POSSIBILITIES

MY TREASURE

	1	2	3	4	5	6	7	8	9	10
A										
B										
C										
D										
E										
F										
G										
H										
I										
J										

MY OPPONENT'S TREASURE

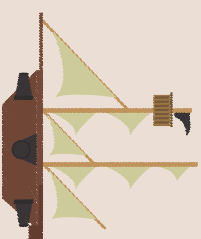
	1	2	3	4	5	6	7	8	9	10
A										
B										
C										
D										
E										
F										
G										
H										
I										
J										

H - 6

It's a miss.

B - 3


It's a hit!



SUNKEN SHIP



TREASURE MAP



3 TREASURE CHESTS



3 BAGS OF GEMS



2 GOLDEN CROWNS



Treasure Hunt

A Game for Two

Rules and game play:

1. Plot your treasure by drawing an outline of each item on the grid according to its size. For example, a Sunken Ship is five blocks, but Three Bags of Gems is three blocks. Treasure may not overlap.
2. Take turns hunting for treasure by calling out plot points - for example: A-5 or J-3. Mark your attempt as a hit (X) or a miss (O) on your treasure hunt grid according to your opponent's reply.
3. When your opponent calls out a grid to you, answer hit or miss, according to their attempts. Mark your found treasure with an X on the "my treasure" grid.
4. When the treasure is found, you must inform your opponent that they found it and which item they found, for example, "You found my treasure map!".
5. The first person to find all their opponent's treasure wins the game.
6. To reuse the game sheet, you could either use pencil marks, or you could make tiny little balls of paper and foil. The paper balls would be miss (O), and the foil balls would be hit (X). You could also use two different colors of pony beads or fuse beads, if you have any at home.

TREASURE HUNT

OCEANS OF
POSSIBILITIES

MY TREASURE

	1	2	3	4	5	6	7	8	9	10
A										
B										
C										
D										
E										
F										
G										
H										
I										
J										

MY OPPONENT'S TREASURE

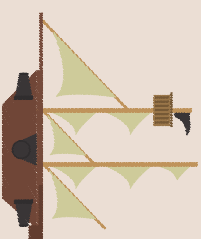
	1	2	3	4	5	6	7	8	9	10
A										
B										
C										
D										
E										
F										
G										
H										
I										
J										

H - 6

It's a miss.

B - 3


It's a hit!



SUNKEN SHIP



TREASURE MAP



3 TREASURE CHESTS



3 BAGS OF GEMS



2 GOLDEN CROWNS



Treasure Hunt

A Game for Two

Rules and game play:

1. Plot your treasure by drawing an outline of each item on the grid according to its size. For example, a Sunken Ship is five blocks, but Three Bags of Gems is three blocks. Treasure may not overlap.
2. Take turns hunting for treasure by calling out plot points - for example: A-5 or J-3. Mark your attempt as a hit (X) or a miss (O) on your treasure hunt grid according to your opponent's reply.
3. When your opponent calls out a grid to you, answer hit or miss, according to their attempts. Mark your found treasure with an X on the "my treasure" grid.
4. When the treasure is found, you must inform your opponent that they found it and which item they found, for example, "You found my treasure map!".
5. The first person to find all their opponent's treasure wins the game.
6. To reuse the game sheet, you could either use pencil marks, or you could make tiny little balls of paper and foil. The paper balls would be miss (O), and the foil balls would be hit (X). You could also use two different colors of pony beads or fuse beads, if you have any at home.